

Q1

LIFE OF JESUS

John the Baptist

2nd-
3rd

Lesson Overview

In today's lesson, we're going to learn about a guy named John. John was a special guy for a few reasons. First, he was the cousin of Jesus! That's pretty cool! Second, he was known for wearing weird clothes and eating weird food. He did that because that's what the prophets did in the Old testament. Prophets were chosen by God to speak to the people for him and they wore odd clothes to show that they were special. That was true for John, too. He had a special job and it was to tell people to get ready for Jesus. He told people that they needed to repent of their sins and be baptized. So, people would come to be baptized by John. John baptized a lot of people and that's why his nickname is John the Baptist. But, once Jesus started traveling around telling people that he was God who came to save the world, people stopped going to John and just went directly to Jesus. John was okay with that because he knew his job was to make Jesus famous, not himself. We need to remember that, too. We should point people to Jesus every chance we get!

Big Idea

John was great but he wanted to make Jesus greater.

Key Question

What makes Jesus so great?

Memory Verse

John 3:30 "He must become greater and greater, and I must become less and less."

Classroom Agenda

1. (5 min) **Let kids start working on Activity Page #1.**
2. (5 min) **WARM UP: Describe your family. (siblings, aunts, uncles, cousins) How often do you get to see them?** (Tip: Hanging out with family is fun, especially when you have a big family. Jesus had a family, too.)
3. (5 min) **PREVIEW: Write out the Big Idea, Memory Verse, and Key Question on a whiteboard.** Have the kids copy it down on Activity Page #1 (if applicable).
4. (20 min) **LARGE GROUP: Gather for songs and videos with other kids.** Then return to class to finish this guide.
5. (2 min) **RECAP: Read the Lesson Overview (see above).**
6. (3 min) **KQ: Answer the Key Question.** (Answer: **He is God who came to save us and give us new life.** (First, Jesus is God so that means he's the smartest, strongest and most loving person of all. Second, Jesus came to die on the cross to pay for OUR sins, not his. And third, when we put our trust in him, we get to live a new life because he gives us the power to say "Yes" to the things that honor God and we get to live in heaven some day.)
 - **Bonus Questions:** What makes Jesus great? What do you think heaven will be like? **4-5th:** What do you think helped John to not be jealous of Jesus?
7. (5 min) **EXPLORE: Read [Romans 12:1](#). What does it mean to be holy and pleasing to the Lord?**(Answer: Holy means to be set apart or to look different. As Christians, we should live to honor God by obeying what the Bible says. That means we'll act differently than those who don't know Jesus. People will recognize that there is something different about us and then we should tell them that it's because Jesus lives in our hearts!)
8. (10 min) **PLAY: Choose a group activity from Activity Page #2.**
9. (5 min) **CLOSE: Share prayer requests and pray as a class.** Encourage kids to use the Family Guide at home with their parents - and remind them to go online to pursueGOD.org/kids to find this week's lesson video.

Teacher instructions: Choose an activity for your classroom.

OPTION 1: ERASE THE VERSE GAME

Instructions:

- Write the memory verse nice and big on the whiteboard leaving room between each word.
- Say the memory verse as a class. Then have one kid come up and erase a word. See if the class can say the verse with that word missing.
- Continue having kids come up to erase a word. Each time, see if the class can say the verse.
- Once all the words are erased, see if the class can say it totally by memory.
- If you have time, read the story of John the Baptist from John 3:22-36. Remind the kids that John's job was to prepare the way for Jesus. John wanted to make Jesus famous. We should want to make Jesus famous, too.

Supplies needed: None

OPTION 2: JOHN THE BAPTIST DOOR HANGER CRAFT

Instructions:

- Give each kid a Door hanger (page 5) and John the Baptist template (page 6).
- Have kids cut out John and color and then have them glue him onto the door hanger. Then, have them cut out and glue each phrase on the door hanger.
- As the work, read the story of John the Baptist from John 3:22-36. Remind the kids that John's job was to prepare the way for Jesus. John wanted to make Jesus famous. We should want to make Jesus famous, too.

Supplies needed: Door hanger template (pg. 5, pre-cut, 1 per kid), John the Baptist template (pg. 6, 1 set per kid), Scissors, Crayons, Glue

Q1

LIFE OF JESUS

John the Baptist

Hey kids and parents! Fill in the blanks as you talk about this week's lesson together. Have fun!

Key Points

- John _____ a lot of people. Matthew 3:1-2
- John's job was to _____ _____ for Jesus to come. Matthew 3:3
- John wore _____ and ate _____. Matthew 3:4
- John was pretty great, but he wanted to make _____. John 3:30

Big Idea

John was great but he wanted to make Jesus greater.

Key Question

What makes Jesus so great?


Memory Verse

John 3:30 "He must become greater and greater, and I must become less and less."

Talk About It

1. What's your favorite part of the video? What's one thing you learned from it?
2. Describe your family. (siblings, aunts, uncles, cousins) How often do you get to see them?
3. Who was John's cousin?
4. What did John do for people who trusted in Jesus?
5. Read Romans 12:1. What does it mean to be holy and pleasing to the Lord? What are some things you can do that honor God?
6. How will you apply this lesson to your life this week?

Instructions: Solve the puzzle and color the picture.



Big Idea

Key Question

Memory Verse

John 3:___ "_____ must become _____ and greater, and I must become _____ and less."







LIFE OF JESUS

John the Baptist

2nd-3rd





POINTED PEOPLE TO JESUS

JESUS' COUSIN

BAPTIZED PEOPLE



POINTED PEOPLE TO JESUS

JESUS' COUSIN

BAPTIZED PEOPLE



POINTED PEOPLE TO JESUS

JESUS' COUSIN

BAPTIZED PEOPLE